



## INDUSTRY



---

### FILTERS & WATER SOFTENERS

---

Extensive selection of filters and systems for the removal of suspended solids and other contaminants from water, for the removal of color, odor and organic contaminants, as well as iron and manganese, heavy metals (arsenic), as for the neutralization of pH.

Water softeners to protect piping and hot water systems from salt deposits.



# MEDIA FILTERS

## FAB Arm Collectors



Model	Inlet	Surface	Nominal Flow	River Flow	Sand
code	inch	m <sup>2</sup>	m <sup>3</sup> /h	m <sup>3</sup> /h	kg
FAB-500	1 1/2"	0,20	15	10	100
FAB-600	2"	0,28	23	11	
FAB-700	3"	0,38	25	15	225
FAB-900	3"	0,64	25	19	425
FAB-950	3"	0,71	45	28	500
FAB-1200	4"	1,13	75	45	800



Max.working pressure: 8bar | For media 1mm - 2mm (Optional for 0,8mm-1,2mm upon agreement)

## FAC Nozzles



Model	Inlet	Surface	Nominal Flow	River Flow	Sand
code	inch	m <sup>2</sup>	m <sup>3</sup> /h	m <sup>3</sup> /h	kg
FAC-500	1 1/2"	0,20	15	10	75
FAC-600	2"	0,28	23	11	
FAC-700	3"	0,38	25	15	150
FAC-900	3"	0,64	25	19	325
FAC-950	3"	0,71	45	28	375
FAC-1200	4"	1,13	75	45	550



Max.working pressure: 8bar | For media 1mm - 2mm (Optional for 0,8mm-1,2mm upon agreement)

## DUAL CHAMBER MANUAL



Model	Inlet	Diameter	Nominal Flow	River Flow	Sand
code	inch	Ø	m <sup>3</sup> /h	m <sup>3</sup> /h	kg
ERV15	1 1/2" FT	Ø400	11		60
ERV20	2" FT	Ø500	30		120
ERV30	3" F	Ø600	60		200
ERV40	4" F	Ø750	80		300
ERV50	5" F	Ø850	110		600

with Filter Nozzles - sand NOT included | Max.working pressure: 8bar | With nozzles for media 1mm - 2mm (Optional for 0,8mm-1,2mm upon agreement)

## irritec

## DUAL CHAMBER AUTOMATIC



Model	Inlet	Diameter	Nominal Flow	River Flow	Sand
code	inch	Ø	m <sup>3</sup> /h	m <sup>3</sup> /h	kg
ER3V15	1 1/2" FT	Ø400	11		60
ER3V20	2" FT	Ø500	30		120
ER3V30	3" F	Ø600	60		200
ER3V40	4" F	Ø750	80		300
ER3V50	5" F	Ø850	110		600

with Filter Nozzles - sand NOT included | Max.working pressure: 8bar | With nozzles for media 1mm - 2mm (Optional for 0,8mm-1,2mm upon agreement)

## Multimedia Filters



Model	Inlet-Outlet (Flange)	Filtration Surface	Tank Diameter	Body Height	Volume
code	inch	m <sup>2</sup>	Ø	mm	m <sup>3</sup>
MF1220	3"	1,13	Ø1200	2000	2,66
MF1215	3"	1,13	Ø1200	1500	2,10
MF1420	3"	1,54	Ø1400	2000	3,70
MF1415	3"	1,54	Ø1400	1500	2,93
MF1620	3"	2,01	Ø1600	2000	4,75
MF1615	3"	2,01	Ø1600	1500	3,78
MF1820	3"	2,54	Ø1800	2000	6,32
MF1815	3"	2,54	Ø1800	1500	5,05
MF2020	4"	3,14	Ø2000	2000	7,95
MF2015	4"	3,14	Ø2000	1500	6,41
MF2220	4"	3,80	Ø2200	2000	9,71
MF2215	4"	3,80	Ø2200	1500	7,85
MF2420	4"	4,52	Ø2400	2000	11,93
MF2415	4"	4,52	Ø2400	1500	9,70
MF2520	6"	4,91	Ø2500	2000	12,88
MF2515	6"	4,91	Ø2500	1500	10,43
MF2620	6"	5,31	Ø2600	2000	14,27
MF2615	6"	5,31	Ø2600	1500	11,65
MF2820	6"	6,16	Ø2800	2000	16,90
MF2815	6"	6,16	Ø2800	1500	13,83
MF3010	6"	7,07	Ø3000	1000	12,75
MF3015	6"	7,07	Ø3000	1500	16,25
MF3020	6"	7,07	Ø3000	2000	19,74



# SELF-CLEANING FILTERS

## FCY Strainer PN10 Y type



Model	Connection		Screen	Filtering
	Inlet	Outlet	Grade	Surface
PN10	inch	inch	µm	cm <sup>2</sup>
FCY2R-PN10	2"	2"	125	585
FCY2-PN10	2"	2"	125	585
FCY3-PN10	3"	3"	125	790
FCY4-PN10	4"	4"	125	1015
FCY5-PN10	5"	5"	125	1490
FCY6-PN10	6"	6"	125	1540
FCY8-PN10	8"	8"	125	2690
FCY10-PN10	10"	10"	125	4750
FCY12-PN10	12"	12"	125	6190
FCY14-PN10	14"	14"	125	7245
FCY16-PN10	16"	16"	125	10112
FCY20-PN10	20"	20"	125	14740
FCY24-PN10	24"	24"	125	
FCY28-PN10	28"	28"	125	
FCY32-PN10	32"	32"	125	

AISI304 stainless steel cartridge with 4 mm coarse screen  
Also available in PN16

## HD Hydrocyclone



Model	Connection		Connection Type	Flow Rate
	Inlet	Outlet		max
	inch	inch		m <sup>3</sup> /h
HD-2	2"	2"	T	25
HD-3	3"	3"	F	50
HD-4	4"	4"	F	85
HD-6	6"	6"	F	
HD-8	8"	8"	F	

T= Thread BSP | F = Flange DIN2576/PN10 | Max. working pressure: 8bar


## FCL Strainer PN10 L type



Model	Connection		Screen	Filtering
	Inlet	Outlet	Grade	Surface
PN10	inch	inch	µm	cm <sup>2</sup>
FCL2R-PN10	2"	2"	125	585
FCL2-PN10	2"	2"	125	585
FCL3-PN10	3"	3"	125	790
FCL4-PN10	4"	4"	125	1015
FCL5-PN10	5"	5"	125	1490
FCL6-PN10	6"	6"	125	1540
FCL8-PN10	8"	8"	125	2690
FCL10-PN10	10"	10"	125	
FCL12-PN10	12"	12"	125	

AISI304 stainless steel cartridge with 4 mm coarse screen  
Also available in PN16

## FS Self-Cleaning Suction Strainer



Model	Connection	Filtration		
		Max. Flow	Filtering Surface	Weight
code	DN	m <sup>3</sup> /h	cm <sup>2</sup>	kg
FS04	100 (4")	100	5090	25
FS06	150 (6")	230	6420	35
FS08	200 (8")	380	8355	45
FS10	250 (10")	550	11085	60
FS12	300 (12")	750	15455	70
FS14	350 (14")	1000	21270	120
FS16	400 (16")	1200	21270	160

FS filters comprise a family of self-cleaning filters which are placed in pump intakes, submerged in reservoirs, rivers, canals, lakes and so on. They prevent particles likely to cause damage or obstructions from passing into the network. High efficiency is guaranteed thanks to the large filter area. This range of filters comes in carbon steel with a stainless steel mesh and an epoxy-polyester paint coating.



# SELF-CLEANING FILTERS

## FMA-1000 HYDRAULIC



System Unit	Max Flow	High Quality	Medium Quality	Surface	Backwash Flow	Backwash Consumption
code	m <sup>3</sup> /h	m <sup>3</sup> /h	m <sup>3</sup> /h	cm <sup>2</sup>	m <sup>3</sup> /h	lit
FMA1002	50	25	18	910	3,0	5,0
FMA1003	90	50	30	1600	6,5	12,5
FMA1004	150	70	50	2475	14,0	15,0
FMA1006	280	90	70	4950	23,0	30,0

Carbon Steel Body | AISI304 Suction scanner | AISI316 Screen | PVC with AISI316 ring and nylon brushes | PP Backwash valves | Body also available in Stainless steel AISI304 & AISI316

## FMA-1000E ELECTRIC



System Unit	Max Flow	High Quality	Medium Quality	Surface	Backwash Flow	Backwash Consumption
code	m <sup>3</sup> /h	m <sup>3</sup> /h	m <sup>3</sup> /h	cm <sup>2</sup>	m <sup>3</sup> /h	lit
FMA1002E	80	50	30	1600	3,0	5,0
FMA1003E	90	55	35	1600	6,5	12,5
FMA1004E	150	75	55	2400	14,0	15,5
FMA1006E	280	100	75	4800	23,0	53,0

Carbon Steel Body | AISI304 Suction scanner | AISI316 Screen | PVC with AISI316 ring and nylon brushes | PP Backwash valves | Body also available in Stainless steel AISI304 & AISI316

## FMA-4000 HYDRAULIC



System Unit	Max Flow	High Quality	Medium Quality	Surface	Backwash Flow	Backwash Consumption
code	m <sup>3</sup> /h	m <sup>3</sup> /h	m <sup>3</sup> /h	cm <sup>2</sup>	m <sup>3</sup> /h	lit
FMA4003	110	70	50	2475	3	25
FMA4004	200	90	74	4950	6,5	49
FMA4006	270	160	120	7425	14	110
FMA4008	410	250	190	9900	23	178
FMA4010	580	320	270	12375	28	238

Carbon Steel Body | AISI304 Suction scanner | AISI316 Screen | PVC with AISI316 ring and nylon brushes | PP Backwash valves | Body also available in Stainless steel AISI304 & AISI316

## FMA-4000E ELECTRIC



System Unit	Max Flow	High Quality	Medium Quality	Surface	Backwash Flow	Backwash Consumption
code	m <sup>3</sup> /h	m <sup>3</sup> /h	m <sup>3</sup> /h	cm <sup>2</sup>	m <sup>3</sup> /h	lit
FMA4003E	110	70	50	2475	3	25
FMA4004E	200	90	70	4950	6,5	49
FMA4006E	270	160	120	7425	14	110
FMA4008E	410	250	190	9900	23	178
FMA4010E	580	320	270	12375	28	238

Carbon Steel Body | AISI304 Suction scanner | AISI316 Screen | PVC with AISI316 ring and nylon brushes | PP Backwash valves | Body also available in Stainless steel AISI304 & AISI316



# SELF-CLEANING FILTERS

## FMA-2000 ELECTRIC



System Unit	Max Flow	High Quality	Medium Quality	Surface	Backwash Flow	Backwash Consumption
code	m <sup>3</sup> /h	m <sup>3</sup> /h	m <sup>3</sup> /h	cm <sup>2</sup>	m <sup>3</sup> /h	lit
FMA2003E	120	60	48	8685	5	35
FMA2004E	235	110	90	10700	10	70
FMA2006E	500	215	173	12910	15	105
FMA2008E	700	320	256	14485	20	140
FMA2010E	1150	580	464	15610	25	175
FMA2012E	1400	700	560	20500	20	140
FMA2014E	1800	900	720	22290	25	175

Carbon Steel Body | AISI304 Suction scanner | AISI316 Screen | PVC with AISI316 ring and nylon brushes | PP Backwash valves | Body also available in Stainless steel AISI304 & AISI316

## FMA-5000V

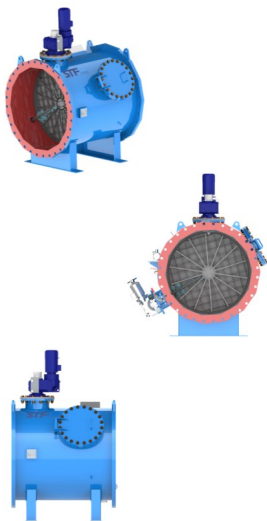


System Unit	Max Flow	High Quality	Medium Quality	Surface	Backwash Flow	Backwash Consumption
code	m <sup>3</sup> /h	m <sup>3</sup> /h	m <sup>3</sup> /h	cm <sup>2</sup>	m <sup>3</sup> /h	lit
FMA5003V	1000	650	500	28156	428	159.885
FMA5006V	2000	1300	1000	56313	856	214.498
FMA5009V	3000	1950	1500	84469	1284	249.819
FMA5012V	4000	2600	2000	112626	1712	312.274
FMA5015V	5000	3250	2500	140782	2140	390.342

Carbon steel Housing | AISI316 cartridge | Operating Voltage 380/400V AC 50/60 Hz 3phase | Controller 24V DC | Min/Max pressure:2bar/10bar | Screen degrees: 74, 100, 125, 200 micron

## FMA-6000 ELECTRIC

Available sizes up to dn 3000 (120")



System Unit	Inlet / Outlet		Flow Rate		Area	
	Electric	Inlet	Outlet	m <sup>3</sup> /s	m <sup>3</sup> /s	Installed
code	DN	inches	screen 1,5x1,5	screen 2x2	cm <sup>2</sup>	Kw
FMA6020	500	20"	0,19	0,36	1500	1,48
FMA6024	600	24"	0,30	0,56	2340	1,68
FMA6028	700	28"	0,19	0,36	3140	1,75
FMA6032	800	32"	0,30	0,56	4040	1,83
FMA6036	900	36"	0,19	0,36	4980	2,10
FMA6040	1000	40"	0,30	0,56	6810	2,57
FMA6044	1100	44"	0,19	0,36	7950	2,80
FMA6048	1200	48"	0,30	0,56	9530	3,35
FMA6052	1300	52"	0,19	0,36	11200	3,50
FMA6056	1400	56"	0,30	0,56	13500	3,70
FMA6060	1500	60"	0,19	0,36	15450	4,10
FMA6064	1600	64"	0,19	0,36	1500	1,48
FMA6068	1700	68"	0,30	0,56	2340	1,68
FMA6072	1800	72"	0,19	0,36	3140	1,75
FMA6076	1900	76"	0,30	0,56	4040	1,83

Max working pressure 4bar | Carbon Steel Housing | AISI316 Stainless Steel Cartridge | Operating Voltage 380V



# SELF-CLEANING FILTERS

## FMA-7000 ELECTRIC



System Unit	Flow Rate		Surface	Backwash
	50µm	20µm	Area	Consumption
Size	m <sup>3</sup> /h	m <sup>3</sup> /h	cm <sup>2</sup>	lit
FMA7000UV	25	15	2900	65
FMA7000UVL	25	25	5380	70

AISI304 Housing | AISI304 Cartridge | Operating Voltage 400V AC 50Hz 3phase+N | Control Voltage 24V DC

## FMA-9000 ELECTRIC



System Unit	Flow Rate	High Quality Flow	Medium Flow	Surface	Backwash Consumption
code	m <sup>3</sup> /h	m <sup>3</sup> /h	m <sup>3</sup> /h	cm <sup>2</sup>	lit
FMA9006	500	215	173	7990	105
FMA9008	700	320	256	10600	140
FMA9010	1150	580	464	13210	175
FMA9012	1400	700	560	16500	140
FMA9014	1800	900	720	21300	175

Carbon Steel Body | AISI304 Suction scanner | AISI316 Screen | PVC with AISI316 ring and nylon brushes | PP Backwash valves

## FMA-10000 ELECTRIC



System Unit	Flow Rate	High Quality Flow	Medium Flow	Surface	Backwash Consumption
code	m <sup>3</sup> /h	m <sup>3</sup> /h	m <sup>3</sup> /h	cm <sup>2</sup>	lit
FMA10210	2300	1160	928	26420	350
FMA10212	3450	1740	1392	39630	350
FMA10214	4600	2320	1856	52840	350
FMA10310	2800	1400	1120	33000	525
FMA10312	4200	2100	1680	49500	525
FMA10314	5600	2800	2240	66000	525
FMA10410	3600	1800	1440	42600	700
FMA10412	5400	2700	2160	63900	700
FMA10414	7200	3000	2880	85200	700

Carbon Steel Body | AISI304 Suction scanner | AISI316 Screen | PVC with AISI316 ring and nylon brushes | PP Backwash valves



# FILTERS & SOFTENERS

## MULTIMEDIA SINGLE FILTER WTX



System Unit	Model	Filtration Area	Nominal Flow *	Height	Weight	Tank Volume
code	inch-dia	m <sup>2</sup>	m <sup>3</sup> /h	mm	kg	lt
05-17-152	1 1/2"-18"	0.16	9	1500	71	260
05-17-202	2"-20"	0.20	11	1500	109	330
05-17-204	2"-24"	0.28	15	1500	130	475
05-17-300	2"-30"	0.44	25	1500	167	750
05-17-360	2"-36"	0.63	35	1500	213	1130
05-17-480	2"-48"	1.13	62	1500	394	2080
05-17-338	3"-36"	0.63	35	1500	216	1130
05-17-483	3"-48"	1.13	62	1500	400	2080

\* CALCULATED ON FILTRATION SPEED 55 (m/h) per 1 square meter of filter, which is the average recommended filtration speed for most applications. However, each design must consider its specific requirements for water quality.

APPLICATIONS: Energy/ Power, Food and Beverage Industry, Healthcare, Pharmaceutical, Municipal drinking water, Wastewater treatment.

## DUPLEX AUTO SYSTEMS WTX



System Unit	Model	Filtration Area	Nominal Flow***	Tank Volume
code	mmxmm	m <sup>2</sup>	m <sup>3</sup> /h	lt
05-30-165	500x1500			
05-30-161	600x1500			
05-30-164	750x1500			
05-30-162	900x1500			

\*\*\* The actual flow rate is highly dependable on the quality of the water and the choice of the media. Most of the times the actual flow rate is 30-50% lower than the nominal flow rate.

Duplex media filter is used as: - Twin alternating operation where 1 of the two tanks is on duty and the other is stand by.  
- Parallel duplex operation which is recommended for high flows requirements.

## SOFTENERS



System Unit	Model	Brine Tank	Resin Volume	Exchange Capacity	Max Flow	Tank Volume
code	inch-dia	L	L	m <sup>3</sup> ×F	m <sup>3</sup> /h	lt
05-30-170	1 1/2"-18"	340	150	900	5.5	260
05-30-171	2"-20"	340	175	1050	6.8	330
05-30-172	2"-24"	460	250	1500	9.8	475
05-30-173	2"-30"	670	400	2400	15	750
05-30-174	2"-36"	920	575	3450	22	1130
05-30-175	2"-48"	920	1000	6000	38	2080

APPLICATIONS: Potable water treatment, Food & Beverage, Wastewater treatment, Industrial processes

USAGE:  
The water softening is the process of removing calcium and magnesium salts through the process of ion exchange. The softeners protect piping and hot water systems from salt deposits. The standard systems are supplied complete and ready for use

## MEDIA

Description	Grain Size	Packing	Properties
-------------	------------	---------	------------



Gravel EN12904  
3.15-5.6 mm



Silica sand EN12904  
0.8-1.2 mm  
1.0-2.0 mm  
0.4-0.8 mm



Anthracite EN12909  
0.8-1.6 mm\*\*



Activated carbon EN12915  
8x30 mesh\*\*



Pyrolusite EN13572  
0.3-0.8 mm\*\*



Ferric Hydroxide EN15029  
0.2-2.0 mm



Calcium Carbonate EN1018  
1.0-8.0 mm



Almandite  
0.2-0.6 mm



Dolomite  
0.5-1.2 mm\*\*



Recycling glass  
0.8-1.0 mm\*\*

\*\* Available in other grain sizes  
For more information regarding the variety of the media and the relative flow rates, please contact us



## BAG FILTERS



System Unit	Model	No.of Bags	Nominal Flow	Max. Pressure	Weight
code	DN	pc	m <sup>3</sup> /h	bar	kg
05-25-050	DN50	1	36	10	65
05-25-030	DN100	3	108	10	120
05-25-040	DN150	6	216	10	230
05-25-200	DN200	8	288	10	315

### Materials

BODY: Steel S235JR (also available in stainless steel AISI 304 & 316, on request).

MEDIA: Polypropylene hydrophobic microfiber filter.

APPLICATIONS: Groundwater, surface water, cooling tower water, industrial production, pre-treatment for desalination process, wastewater.

USAGE: Filters of this series could be used for the removal of suspended solids (slit, sand, dirt) from the water. Bag filters have low investment costs and are generally tolerant of a wide range of applications.

## BASKET STRAINER FILTER BSF



System Unit	Model	Connection	Nominal Flow	Height	Weight
code	inch-dia		m <sup>3</sup> /h	mm	kg
05-14-100	4"	F	100	550	40
05-14-150	6"	F	200	675	63
05-14-200	8"	F	300	905	86
05-14-250	10"	F	420	809	141
05-14-300	12"	F	620	910	154

APPLICATIONS: Where and when extra protection is required. It can also help for the prevention of slag in suction lines and the pumps.

USAGE: BSF-series pre-filters are used to protect irrigation network equipment such as pumps and valves but also to avoid wear and blockage by the presence of large caliber sediment.

All filters are PN10 (16 bar upon request is also possible).

The product range can serve a large number of the flow.



# PLASTIC FILTERS

## AD-SL SIMPLE AUTO DISC FILTER BATTERY



Model	No of Filters	Manifold inlet/Outlet	Surface	High Quality	Medium Quality	Low Quality
code	inch x qty	mm	cm <sup>2</sup>	m <sup>3</sup> /h	m <sup>3</sup> /h	m <sup>3</sup> /h
				<50ppm	51-75ppm	76-100ppm
AD-SL-2x2-AA-130	2"x2	DN80	3240	48	44	40
AD-SL-03x2-AB-130	2"x3	DN100	4860	72	66	60
AD-SL-04x2-AC-130	2"x4	DN150	6480	96	88	80
AD-SL-05x2-AD-130	2"x5	DN150	8100	120	110	100
AD-SL-06x2-AE-130	2"x6	DN150	9720	144	132	120
AD-SL-07x2-AF-130	2"x7	DN150	11340	168	154	140
AD-SL-08x2-AG-130	2"x8	DN200	12960	192	176	160

Control Panel is not included | Filtration degrees: 400,200,130,100,50,20  
Backwashing flow rate: 9m<sup>3</sup>/h | Backwash collector DN80 | Flow rates for 130 µm

## AD-DL DOUBLE LINE AUTO DISC FILTER BATTERY



Model	No of Filters	Manifold inlet/Outlet	Surface	High Quality	Medium Quality	Low Quality
code	inch x qty	mm	cm <sup>2</sup>	m <sup>3</sup> /h	m <sup>3</sup> /h	m <sup>3</sup> /h
				<50ppm	51-75ppm	76-100ppm
AD-DL-03x4-CA-130	4"x3	DN150	9420	144	132	120
AD-DL-04x4-CB-130	4"x4	DN200	12960	192	176	160
AD-DL-05x4-CC-130	4"x5	DN200	16200	240	220	200
AD-DL-06x4-CD-130	4"x6	DN250	19440	288	264	240
AD-DL-07x4-CE-130	4"x7	DN250	22680	336	308	280
AD-DL-08x4-CF-130	4"x8	DN250	25920	384	352	320
AD-DL-09x4-CG-130	4"x9	DN300	29160	432	396	360
AD-DL-10x4-CH-130	4"x10	DN300	32400	480	440	400
AD-DL-11x4-CI-130	4"x11	DN300	35640	528	484	440
AD-DL-12x4-CJ-130	4"x12	DN300	38880	576	528	480

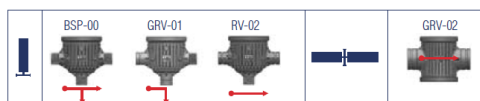
Control Panel is not included | Filtration degrees: 400,200,130,100,50,20  
Backwashing flow rate: 18m<sup>3</sup>/h | Backwash collector DN100 | Flow rates for 130 µm

## AD AUTOMATIC DISC FILTER



Model	Size	Surface	High Quality	Medium Quality	Low Quality
code	inch	cm <sup>2</sup>	m <sup>3</sup> /h	m <sup>3</sup> /h	m <sup>3</sup> /h
		130 µm			
AD-2L-BSP-00-130	2"	1620	24	22	20
AD-2L-GRV-01-130	2"	1620	24	22	20
AD-2L-GRV-02-130	2"	1620	24	22	20
AD-3L-BSP-00-130	3"	1620	24	22	20
AD-3L-GRV-01-130	3"	1620	24	22	20
AD-3L-GRV-02-130	3"	1620	24	22	20
AD-4L-GRV-02-130	4"	3240	48	44	40

Part of the AUTO Disc Filter Batteries  
Filtration degrees: 400,200,130,100,50,20 | Flow rates for 130 µm



### AD-SL CONTROL PANEL MODULE

code	No stations
<b>12V DC</b>	
CPF110-012-S-02	2
CPF110-012-S-03	3
CPF110-012-S-04	4
CPF110-012-S-05	5
CPF110-012-S-06	6
CPF110-012-S-07	7
CPF110-012-S-08	8
<b>230V AC</b>	
CPF110-230-S-02	2
CPF110-230-S-03	3
CPF110-230-S-04	4
CPF110-230-S-05	5
CPF110-230-S-06	6
CPF110-230-S-07	7
CPF110-230-S-08	8

Control panel, solenoids and support are included



### AD-DL CONTROL PANEL MODULE

code	No stations
<b>12V DC</b>	
CPF110-012-D-02	2
CPF110-012-D-03	3
CPF110-012-D-04	4
CPF110-012-D-05	5
CPF110-012-D-06	6
CPF110-012-D-07	7
CPF110-012-D-08	8
<b>230V AC</b>	
CPF110-230-D-02	2
CPF110-230-D-03	3
CPF110-230-D-04	4
CPF110-230-D-05	5
CPF110-230-D-06	6
CPF110-230-D-07	7
CPF110-230-D-08	8

Control panel, solenoids and support are included