



FITTINGS



FITTINGS

INDENTED COUPLING



Model	Specifications	Packing
Code	mm	box
31000012	12x12 mini	5000E
31001212	12x12	7000H
31001616	16x16	4000H
31001818	18x18	3000H
31002020	20x20	2000H
31002525	25x25	1300H
31003232	32x32	600H

INDENTED ELBOW



Model	Specifications	Packing
Code	mm	box
31021212	12x12	5000H
31021616	16x16	2800H
31022020	20x20	1600H
31022525	25x25	1100H

INDENTED TEE REDUCING



Model	Specifications	Packing
Code	mm	box
31041612	16x12x16	2200H
31042012	20x12x20	1200H
31042016	20x16x20	1200H
31042516	25x16x25	600H
31042520	25x20x25	600H

INDENTED GROMMET



Model	Specifications	Packing
Code	mm	box
31050016	16	2700H
31050018	18	2500H
31050020	20	2200H

*Offtake from HDPE & PVC pipes with 15mm drill

INDENTED MALE ADAPTOR



Model	Specifications	Packing
Code	mm x inch	box
33211601	16x1/2"	2500H
33211602	16x3/4"	1600H
33212001	20x1/2"	2000H
33212002	20x3/4"	1500H
33212502	25x3/4"	1500H
33212503	25x1"	900H
33213202	32x3/4"	1000H
33213203	32x1"	800H

ELBOW INDENTED FEMALE NIPPLE



Model	Specifications	Packing
Code	mm x inch	box
31830161	16x1/2"	1700H
31830162	16x3/4"	1200H
31830201	20x1/2"	1300H
31830202	20x3/4"	900H

TEE INDENTED MALE NIPPLE



Model	Specifications	Packing
Code	mm x inch	box
31800161	16x1/2"x16	1600H
31800162	16x3/4"x16	1300H
31800201	20x1/2"x20	1200H
31800202	20x3/4"x20	900H
31800251	25x1/2"x25	600H
31800253	25x1"x25	500H

INDENTED REDUCING COUPLING



Model	Specifications	Packing
Code	mm	box
31011612	16x12	4500H
31012012	20x12	3000H
31012016	20x16	2600H
31012516	25x16	1700H
31012520	25x20	1600H
31013225	32x25	800H

INDENTED TEE



Model	Specifications	Packing
Code	mm x inch	box
31031212	12x12x12	3500H
31031616	16x16x16	1700H
31032020	20x20x20	1000H
31032525	25x25x25	500H

INDENTED TERMINAL



Model	Specifications	Packing
Code	mm	box
31060016	16	6000H
31060020	20	4200H
31060025	25	2700H
31060032	32	1300H

OFFTAKE INDENTED



Model	Specifications	Packing
Code	mm	box
31310012	12	3500H
31310016	16	2000H
31310020	20	1700H

*Offtake from LDPE pipe with punch 8mm

INDENTED STARTER



Model	Specifications	Packing
Code	mm	box
31070016	16	5000H
31070020	20	3300H

*Offtake from LDPE pipe with punch 8mm

INDENTED FLUSHING END (with O-Ring)



Model	Specifications	Packing
Code	mm x inch	box
32701602	16x3/4"	1200H
32702002	20x3/4"	1000H
32702502	25x3/4"	1000H
32703202	32x3/4"	800H

ELBOW INDENTED MALE NIPPLE



Model	Specifications	Packing
Code	mm x inch	box
31821161	Special-16x1/2"	2500H
31821162	Special-16x3/4"	1800H
31820201	20x1/2"	1600H
31820202	20x3/4"	1300H
31820251	25x1/2"	1300H
31820252	25x3/4"	1000H
31820253	25x1"	800H

TEE INDENTED FEMALE NIPPLE



Model	Specifications	Packing
Code	mm x inch	box
31810161	16x1/2"x16	1300H
31810162	16x3/4"x16	1000H
31810202	20x3/4"x20	700H
31810203	20x1"x20	500H

SPECIAL INDENTED MULTICOUPLING



Model	Specifications	Packing
Code	mm x inch	box
2 connections		
31457223	20x1"	600H
3 connections		
31457323	20x1"	500H
4 connections - One side		
31457423	20x1"	400H

SPECIAL INDENTED COUPLING



Model	Specifications	Packing
Code	mm	box
30991616	16x16	4500H
30992020	20x20	2000H
30992525	25x25	1500H

SPECIAL INDENTED TEE



Model	Specifications	Packing
Code	mm	box
31991616	16x16x16	1700H
31992020	20x20x20	1000H

SAFETY COUPLING



Model	Specifications	Packing
Code	mm	box
30971616	16x16	4200H
30971818	18x18	3300H
30972016	20x16	3000H
30972020	20x20	2500H

SAFETY GROMMET



Model	Specifications	Packing
Code	mm	box
31260016	16	3000H
31260020	20	2500H

Offtake from HDPE & PVC pipes with 15mm drill

OFFTAKE SAFETY



Model	Specifications	Packing
Code	mm	box
31320016	16	2300H
31320020	20	2000H

*Offtake from LDPE pipe with punch 8mm

DOUBLE RINGS



Model	Specifications	Packing
Code	mm	box
31210012	12	5500H
31210016	16	4000H
31210018	18	2100H
31210020	20	2200H
31210025	25	1300H

DRIPLINE COUPLING NUT



Model	Specifications	Packing
Code	mm	box
32413202	20	1500H

Used with male threads 3/4" and grip ring Φ20 for the creation of Dripline Lock fittings | Compatible with 3/4" male threaded filters

INDENTED MULTICOUPLING



Model	Specifications	Packing
Code	mm x inch	box
2 connections		
31452163	16x1"	550H
31452203	20x1"	400H
3 connections		
31453163	16x1"	400H
31453203	20x1"	300H
4 connections - One side		
31454163	16x1"	300H
31454203	20x1"	200H
4 connections X		
31455163	16x1"	300H
31455203	20x1"	200H
6 connections		
31456163	16x1"	200H
31456203	20x1"	150H

SPECIAL ELBOW INDENTED (male)



Model	Specifications	Packing
Code	mm x inch	box
31821161	16x1/2"	2500H
31821162	16x3/4"	1800H

SAFETY MALE ADAPTOR



Model	Specifications	Packing
Code	mm x inch	box
31300216	16x3/4"	1600H

SAFETY GROMMET (without rubber)



Model	Specifications	Packing
Code	mm	box
31262016	16	4200H
31262020	20	3000H

*Offtake from LDPE pipe with punch 8mm

OFFTAKE DRIPLINE (with rubber)



Model	Specifications	Packing
Code	mm	box
31330016	16	1300H
31330020	20	1200H

Offtake from HDPE & PVC pipes with 15mm drill

OFFTAKE DRIPLINE



Model	Specifications	Packing
Code	mm	box
31410016	16	1600H
31410020	20	1400H

*Offtake from LDPE pipe with punch 8mm

GROMMET DRIPLINE



Model	Specifications	Packing
Code	mm	box
35430016	16	1600H
35430020	20	1300H

*Offtake from HDPE & PVC pipes with 15mm drill

DRIPLINE FITTINGS

FLUSHING VALVE



Model	Specifications	Packing
Code	mm	box
32751602	16- Dripline	1200H
32751702	17- Drip Tape	1200H
32752002	20- Dripline	1000H
32741602	16- Indented	1200H
32742002	20- Indented	1000H
32742502	25- Indented	1000H

Working Pressure 4.0Atm | Closes on pressure above 0.6Atm | Opens on pressure below 0.5Atm

BASE FOR NEEDLE MANOMETER



Model	Specifications	Packing
Code		box
30200000	1/4"	5000E
30200001	snap	5000E

MANOMETER 1/4"



Model	Specifications	Packing
Code	Atm	box
Classic Φ60		
40060006	plain 6Atm	100
40060010	plain 10Atm	100
40060016	glycerine 16Atm	100
Rear connection Φ60		
40066010	Plain 10Atm	100
40066016	Plain 16Atm	100

SPARE RUBBERS



Model	Specifications	Packing
Code		box
41990002	Rubber Offtake	5000E
41990003	Rubber Grommet	5000E

MANOMETER NEEDLE



Model	Specifications	Packing
Code		box
30210000	Female 1/4"	5000A



COUPLING TAPE



Model	Specifications	Packing
Code	mm	box
31431717	17x17	1100H
31432222	22x22	600H

GROMMET TAPE



Model	Specifications	Packing
Code	mm	box
31400017	17	1400H

Offtake from HDPE pipes with 15mm drill

OFFTAKE TAPE



Model	Specifications	Packing
Code	mm	box
31420017	17	1400H
31420022	22	800H

Offtake from LDPE pipes with 8mm punch

INDENTED COUPLING TAPE



Model	Specifications	Packing
Code	mm	box
31461617	16x17	1500H
31461817	18x17	1400H
31462017	20x17	1400H
31462022	20x22	800H

TAPE STARTER



Model	Specifications	Packing
Code	mm	box
31370717	7x17	2000H
31371017	10x17	1700H

Offtake from LDPE pipe: 7x17 use punch 4mm
10x17 use punch 8mm

TERMINAL TAPE



Model	Specifications	Packing
Code	mm	box
31490017	17	2000H

ELBOW TAPE



Model	Specifications	Packing
Code	mm	box
31941717	17x17	1000H

TEE TAPE MALE NIPPLE



Model	Specifications	Packing
Code	mm x inch x mm	box
31840172	17x3/4"x17	700H

INDENTED MULTICOUPLING TAPE



Model	Specifications	Packing
Code	mm x inch	box
2 connections		
31442173	17x1"	550H
3 connections		
31443173	17x1"	400H
4 connections - One side		
31444173	17x1"	300H
4 connections X		
31445173	17x1"	300H
6 connections		
31446173	17x1"	200H

OFFTAKE TAPE (with rubber)



Model	Specifications	Packing
Code	mm	box
31350017	17	1100H
31350022	22	700H

Offtake from HDPE pipes with 15mm drill

NIPPLE TAPE



Model	Specifications	Packing
Code	mm x inch	box
31480017	3/8"x17	1800H
31480117	1/2"x17	1700H
31480217	3/4"x17	1300H
31480222	3/4"x22	1000H

ELBOW MALE NIPPLE TAPE



Model	Specifications	Packing
Code	mm x inch	box
31380172	17x3/4"	1100H

TEE TAPE



Model	Specifications	Packing
Code	mm	box
31881717	17x17x17	650H

TEE TAPE INDENTED



Model	Specifications	Packing
Code	mm	box
31471716	17x16x17	800H

TEE INDENTED TAPE



Model	Specifications	Packing
Code	mm	box
31862017	20x17x20	800H
31862517	25x17x25	500H

STARTER LAYFLAT



Model	Specifications	Packing
Code	inch	box
35100000	female-3/8"	2500H
35100001	female-1/2"	1600H
35100002	female-3/4"	1300H

Offtake from layflat with 13mm layflat punch

LAYFLAT STARTER (for safety nozzle)



Model	Specifications	Packing
Code	mm	box
35100008	female-8mm	2000E

Offtake from layflat with 13 mm layflat punch.
Connected with safety nozzle 8 x 12 (code: 3047/1812)

OFFTAKE LAYFLAT



Model	Specifications	Packing
Code		box
31390017	Tape-17	1300E

Offtake from layflat with 18 mm layflat punch.

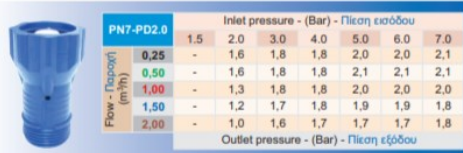
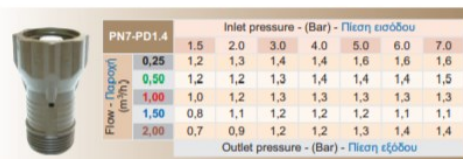
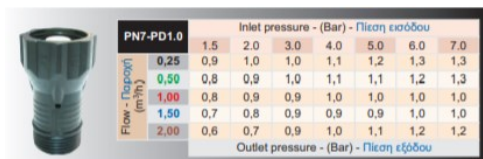
PRESSURE REGULATOR



Model	Specifications	Color	Outlet Pressure		Packing	
			Atm	Psi	Pcs/bag	box
38010102	PN7-PD1.0	BLACK	1.0	15	10	400A
38010142	PN7-PD1.4	BROWN	1.4	20	10	400A
38010172	PN7-PD1.7	GREY	1.7	25	10	400A
38010202	PN7-PD2.0	BLUE	2.0	30	10	400A

Inlet female – Outlet male 3/4" X 3/4". Flow range from 0,08 m³/h up to 2,0m³/h. Maximum inlet pressure 7 bar.

Performance data





SADDLES PN16, PN10

SADDLES PN16 POTABLE

(with bolts)



Model	Specifications	Packing
Code	mm x inch	box
32050631	63x1/2"	80H
32050632	63x3/4"	80H
32050633	63x1"	80H
32050751	75x1/2"	80H
32050752	75x3/4"	80H
32050753	75x1"	70H
32050901	90x1/2"	50H
32050902	90x3/4"	60H
32050903	90x1"	50H
32051101	110x1/2"	50H
32051102	110x3/4"	50H
32051103	110x1"	35H

With brass female thread. Suitable for potable water. Spare part: Rubber ring code: 4201/6311 for sanitary application saddle available on request.

CLAMP SADDLE PN10

(with bolts)



Model	Specifications	Packing
Code	mm x inch	box
2 bolts		
42020251	25x1/2"	120A
42020252	25x3/4"	120A
32020321	32x1/2"	180H
32020322	32x3/4"	180H
42020323	32x1"	180H
32020401	40x1/2"	130H
32020402	40x3/4"	130H
32020403	40x1"	110H
32020501	50x1/2"	120H
32020502	50x3/4"	120H
32020503	50x1"	100H
4 bolts		
32020631	63x1/2"	80H
32020632	63x3/4"	80H
32020633	63x1"	80H
32020635	63x1 1/2"	65H
32020751	75x1/2"	70H
32020752	75x3/4"	65H
32020753	75x1"	60H
32020755	75x1 1/2"	50H
32020756	75x2"	50H
32020901	90x1/2"	50H
32020902	90x3/4"	45H
32020903	90x1"	45H
32020905	90x1 1/2"	40H
32020906	90x2"	35H
32021101	110x1/2"	30H
32021102	110x3/4"	35H
32021103	110x1"	30H
32021105	110x1 1/2"	30H
32021106	110x2"	35H
32021253	125x1"	30H
32021255	125x1 1/2"	25H
32021256	125x2"	25H
6 bolts		
42021403	140x1"	20H
42021405	140x1 1/2"	20H
42021406	140x2"	20H
42021603	160x1"	18H
42021605	160x1 1/2"	18H
42021606	160x2"	18H
42022003	200x1"	8H
42022005	200x1 1/2"	8H
42022006	200x2"	8H

Double Saddle with Bolts available on request


CLAMP SADDLE PN10

(with bolts & metallic ring)



Model	Specifications	Packing
Code	mm x inch	box
2 bolts		
42030251	25x1/2"	180H
42030252	25x3/4"	180H
32030322	32x3/4"	180H
32030402	40x3/4"	130H
32030403	40x1"	130H
32030501	50x1/2"	110H
32030502	50x3/4"	120H
32030503	50x1"	120H
4 bolts		
32030631	63x1/2"	80H
32030632	63x3/4"	80H
32030633	63x1"	80H
32030635	63x1 1/2"	65H
32030751	75x1/2"	80H
32030752	75x3/4"	65H
32030753	75x1"	60H
32030755	75x1 1/2"	60H
32030756	75x2"	50H
32030901	90x1/2"	50H
32030902	90x3/4"	45H
32030903	90x1"	55H
32030905	90x1 1/2"	40H
32030906	90x2"	35H
32031101	110x1/2"	40H
32031102	110x3/4"	35H
32031103	110x1"	40H
32031105	110x1 1/2"	35H
32031106	110x2"	35H
32031253	125x1"	30H
32031255	125x1 1/2"	25H
32031256	125x2"	25H
6 bolts		
42031406	140x2"	25H
42031605	160x1 1/2"	20H
42031606	160x2"	20H
42032006	200x2"	8H

Double Saddle with Bolts available on request



CLAMP SADDLE PN6 DRAWER

Model	Specifications	Packing
Code	mm x inch	box
32010251	25x1/2"	400H
32010321	32x1/2"	250H
32010322	32x3/4"	250H
32010401	40x1/2"	100A
32010402	40x3/4"	100A
32010403	40x1"	100A
32010501	50x1/2"	100M
32010502	50x3/4"	100M
32010503	50x1"	100M
32010631	63x1/2"	100I
32010632	63x3/4"	100I
32010633	63x1"	100I
32010703	70x1"	100D
32010752	75x3/4"	100D
32010753	75x1"	100D
32010902	90x3/4"	60K
32010903	90x1"	60K
32011102	110x3/4"	50K
32011103	110x1"	50K



DOUBLE CLAMP SADDLE PN6 DRAWER

Model	Specifications	Packing
Code	mm x inch	box
32110503	50x1"	70A
32110633	63x1"	100H
32110753	75x1"	60H
32110903	90x1"	45H



RUBBER RING

Model	Specifications	Packing
Code	mm	box
42000032	32	5000A
42004050	40-50	1800A
42006311	63-110	1000A



For Clamp Saddle Drawer Type
Certified for potable water

CLAMP SADDLE HOLDER ADD-ON

Model	Specifications	Packing
Code	mm	box
32004050	40-50 Blue	3000E
32006311	63-110 Red	1500E



TWIST PUNCH FOR CLAMP SADDLE

Model	Specifications	Packing
Code	mm	box
40600015	15	
40600018	18	



COMPRESSION FITTINGS PN16

MALE CONNECTION

Model	Specifications	Packing
Code	mm x inch	box
32530201	20x1/2"	550H
32530202	20x3/4"	500H
32530252	25x3/4"	350H
32530253	25x1"	350H
32530322	32x3/4"	250H
32530323	32x1"	200H
32530403	40x1"	170H
32530404	40x1 ^{1/4} "	130H
32530405	40x1 ^{1/2} "	130H
32530406	40x2"	130H
32530505	50x1 ^{1/2} "	80H
32530506	50x2"	80H
32530635	63x1 ^{1/2} "	50H
32530636	63x2"	45H
32530637	63x2 ^{1/2} "	40H
42530757	75x2 ^{1/2} "	30H
42530908	90x3"	18H
42531109	110x4"	8H
42521259	125x4"	6



QUICK COUPLING

Model	Specifications	Packing
Code	mm	box
32632020	20x20	300H
32632525	25x25	200H
32633232	32x32	150H
32634040	40x40	90H
32635050	50x50	50H
32636363	63x63	30H
42637575	75x75	15H
42639090	90x90	12H
42631111	110x110	5H
42631212	125x125	3



TEE CONNECTION MALE

Model	Specifications	Packing
Code	mm x inch	box
36530201	20x1/2"x20	200H
36530202	20x3/4"x20	200H
36530252	25x3/4"x25	150H
36530323	32x1"x32	100H
36530404	40x1 ^{1/4} "x40	50H
36530405	40x1 ^{1/2} "x40	55H
36530505	50x1 ^{1/2} "x50	30H
36530506	50x2"x50	30H
46530636	63x2"x63	18H
46530757	75x2 ^{1/2} "x75	8H
46530908	90x3"x90	7H
46531109	110x4"x110	4H



MALE CONNECTION BRASS THREADED

Model	Specifications	Packing
Code	mm x inch	box
32540201	20X1/2"	500H
32540252	25X3/4"	300H
32540323	32X1"	150H



FEMALE CONNECTION BRASS THREADED

Model	Specifications	Packing
Code	mm x inch	box
32550201	20X1/2"	300E
32550252	25X3/4"	200E
32550323	32X1"	150H



TERMINAL PN16

Model	Specifications	Packing
Code	mm	box
32730020	20	650H
32730025	25	400H
32730032	32	250H
32730040	40	190H
32730050	50	100H
32730063	63	50H
42730075	75	30H
42730090	90	20H
42730110	110	12H



REDUCING QUICK COUPLING

Model	Specifications	Packing
Code	mm	box
32632520	25x20	250H
32633225	32x25	150H
32634032	40x32	100H
32635040	50x40	60H
32636340	63x40	40H
32636350	63x50	35H



QUICK TEE COUPLING

Model	Specifications	Packing
Code	mm	box
36732020	20x20x20	150H
36732525	25x25x25	150H
36733232	32x32x32	80H
36734040	40x40x40	45H
36735050	50x50x50	25H
46736363	63x63x63	13H
46737575	75x75x75	6H
46739090	90x90x90	5H
46731111	110x110x110	9



COMPRESSION FITTINGS PN16

ELBOW QUICK COUPLING



Model	Specifications	Packing
Code	mm	box
32982020	20x20	250H
32982525	25x25	200H
32983232	32x32	50A
32984040	40x40	70H
32985050	50x50	40H
43006363	63x63	20H
43007575	75x75	12H
43009090	90x90	8H
43001111	110x110	4H

ELBOW MALE THREADED



Model	Specifications	Packing
Code	mm x inch	box
32943201	20x1/2"	450H
32943252	25x3/4"	300H
32943323	32x1"	150H
32943404	40x1 ^{1/4} "	120H
32943405	40x1 ^{1/2} "	100H
32943505	50x1 ^{1/2} "	60H
42943636	63x2"	35H

WRENCH



Model	Specifications	Packing
Code	mm	box
42554063	32-63	60A
42557512	75-125	35H

NUT FOR PN16



Model	Specifications	Packing
Code	mm	box
32440020	20	400A
32440025	25	280H
32440032	32	250E
32440040	40	150E
32440050	50	130H
32440063	63	80H

THRUST RING FOR PN10-PN16



Model	Specifications	Packing
Code	mm	box
32520020	20	10
32520025	25	10
32520032	32	10
32520040	40	10
32520050	50	10
32520063	63	10
32520075	75	10
32520090	90	10
32520110	110	10

CLINCHING RING FOR PN16-PN10



Model	Specifications	Packing
Code	mm	box
32320020	20	10
32320025	25	10
32320032	32	10
32320040	40	10
32320050	50	10
32320063	63	10
32320075	75	10
32320090	90	10
32320110	110	10

O-RING FOR PN10-PN16



Model	Specifications	Packing
Code	mm	box
32430020	20	10
32430025	25	10
32430032	32	10
32430040	40	10
32430050	50	10
32430063	63	10
32430075	75	10
32430090	90	10
32430110	110	10

TEFLON



Model	Specifications	Packing
Code	mm x inch	box
40070001	12x10x0,076	1200
40070002	19x15x0,20	250



MALE CONNECTION



Model	Specifications	Packing
Code	mm x inch	box
32520201	20x1/2"	550H
32520202	20x3/4"	500H
32520252	25x3/4"	350H
32520253	25x1"	350H
32520322	32x3/4"	250H
32520323	32x1"	200H
32520403	40x1"	170H
32520404	40x1 ^{1/4} "	130H
32520405	40x1 ^{1/2} "	130H
32520406	40x2"	130H
32520505	50x1 ^{1/2} "	80H
32520506	50x2"	80H
32520635	63x1 ^{1/2} "	50H
32520636	63x2"	45H
32520637	63x2 ^{1/2} "	45H
32520756	75x2"	22H
32520757	75x2 ^{1/2} "	22H
32520908	90x3"	13H
32520909	90x4"	12H
32521108	110x3"	7H
32521109	110x4"	7H

QUICK COUPLING



Model	Specifications	Packing
Code	mm	box
32622020	20x20	300H
32622525	25x25	200H
32623232	32x32	150H
32624040	40x40	90H
32625050	50x50	50H
32626363	63x63	30H
32627575	75x75	14H
32629090*	90x90	8H
32621111*	110x110	5H

* With internal special formation to be used as sleeve socket to HDPE pipes

QUICK TEE COUPLING



Model	Specifications	Packing
Code	mm	box
36712020	20x20x20	150H
36712525	25x25x25	150H
36713232	32x32x32	80H
36714040	40x40x40	45H
36715050	50x50x50	25H
36716363	63x63x63	14H
36717575	75x75x75	7H
36719090	90x90x90	4H
36711111	110x110x110	2H

FEMALE CONNECTION



Model	Specifications	Packing
Code	mm x inch	box
32560201	20x1/2"	500H
32560202	20x3/4"	450H
32560252	25x3/4"	350H
32560253	25x1"	300H
32560322	32x3/4"	200H
32560323	32x1"	200H
32560404	40x1 ^{1/4} "	125H
32560405	40x1 ^{1/2} "	125H
32560505	50x1 ^{1/2} "	75H
32560506	50x2"	65H
32560636	63x2"	45H
32560757	75x2 ^{1/2} "	23H
32560908	90x3"	13H
42561109*	110x4"	8H

* With Reinforcing ring

REDUCING QUICK COUPLING



Model	Specifications	Packing
Code	mm	box
32622520	25x20	250H
32623225	32x25	150H
32624032	40x32	100H
32625040	50x40	60H
32626340	63x40	40H
32626350	63x50	35H
32627563	75x63	18H
32629063	90x63	10H
32629075	90x75	10H
32621190	110x90	6H

REDUCING QUICK TEE COUPLING



Model	Specifications	Packing
Code	mm	box
46722520	25x20x25	120H
46723225	32x25x32	70H
46724032	40x32x40	45H
46725040	50x40x50	25H
46726350	63x50x63	17H
46727563	75x63x75	9H
36729063	90x75x90	4H
36729075	90x75x90	4H
36721190	110x90x110	2H

TEE CONNECTION FEMALE

Model	Specifications	Packing
Code	mm x inch	box
46610201	20x1/2"x20	200H
46610202	20x3/4"x20	180H
46610252	25x3/4"x25	120H
46610253	25x1"x25	130H
36610322	32x3/4"x32	100H
36610323	32x1"x32	100H
36610404	40x1 ^{1/4} "x40	60H
36610505	50x1 ^{1/2} "x50	33H
36610636	63x2"x63	20H
46610757*	75x2 ^{1/2} "x75	8H
46610908**	90x3"x90"	9H
46611109*	110x4"x110	6H



*With Reinforcing ring | Code 4 with blue nut
**Black nut

TERMINAL

Model	Specifications	Packing
Code	mm	box
32720020	20	650H
32720025	25	400H
32720032	32	250H
32720040	40	190H
32720050	50	100H
32720063	63	50H
32720075	75	25H
32720090	90	14H
32720110	110	8H



ELBOW FEMALE THREAD

Model	Specifications	Packing
Code	mm x inch	box
42830201	20x1/2"	430H
42830202	20x3/4"	360H
42830252	25x3/4"	260H
42830253	25x1"	240H
32830322	32x3/4"	200H
32830323	32x1"	150H
32830404	40x1 ^{1/4} "	90H
32830505	50x1 ^{1/2} "	55H
32830636	63x2"	30H
42830757*	75x2 ^{1/2} "	20H
42830908*	90x3"	12H
42831109*	110x4"	7H



* With Reinforcing ring

ELBOW QUICK COUPLING

Model	Specifications	Packing
Code	mm	box
32992020	20x20	250H
32992525	25x25	200H
32993232	32x32	50H
32994040	40x40	70H
32995050	50x50	40H
32996363	63x63	23H
32997575	75x75	11H
32999090	90x90	6H
32991111	110x110	3H



TEE CONNECTION MALE

Model	Specifications	Packing
Code	mm x inch	box
36510201	20x1/2"x20	200H
36510202	20x3/4"x20	200H
36510203	20x1"x20	200H
36510251	25x1/2"x25	150H
36510252	25x3/4"x25	150H
36510253	25x1"x25	150H
36510321	32x1/2"x32	100H
36510322	32x3/4"x32	100H
36510323	32x1"x32	100H
36510404	40x1 ^{1/4} "x40	50H
36510405	40x1 ^{1/2} "x40	55H
36510406	40x2"x40	50H
36510505	50x1 ^{1/2} "x50	30H
36510506	50x2"x50	30H
36510635	63x1 ^{1/2} "x63	20H
36510636	63x2"x63	18H
36510756	75x2"x75	10H
36510757	75x2 ^{1/2} "x75	9H
36510908	90x3"x90	5H
36511109	110x4"x110	3H



FLANGE ADAPTOR

Model	Specifications	Packing
Code	mm	box
44180636*	63x2"	20H
44180757	75x2 ^{1/2} "	13H
44180908	90x3"	8H
44181109	110x4"	6H



* With Plastic Flange and Blue nut

ELBOW MALE THREAD

Model	Specifications	Packing
Code	mm x inch	box
32820201	20x1/2"	450H
32820202	20x3/4"	450H
32820251	25x1/2"	300H
32820252	25x3/4"	300H
32820253	25x1"	300H
32820321	32x1/2"	200H
32820322	32x3/4"	200H
32820323	32x1"	150H
32820404	40x1 ^{1/4} "	120H
32820405	40x1 ^{1/2} "	100H
32820406	40x2"	100H
32820505	50x1 ^{1/2} "	60H
32820506	50x2"	55H
32820636	63x2"	35H
32820757	75x2 ^{1/2} "	17H
32820908	90x3"	10H
32821109	110x4"	6H



COMPRESSION FITTINGS PN10

NUT FOR PN10



Model	Specifications	Packing
Code	mm	box
32420020	20	400A
32420025	25	280H
32420032	32	250E
32420040	40	150E
32420050	50	130H
32420063	63	80H
32420075	75	80H
32420090	90	60H
32420110	110	40H

CLINCHING RING FOR PN16-PN10



Model	Specifications	Packing
Code	mm	box
32320020	20	10
32320025	25	10
32320032	32	10
32320040	40	10
32320050	50	10
32320063	63	10
32320075	75	10
32320090	90	10
32320110	110	10

THRUST RING FOR PN10-PN16



Model	Specifications	Packing
Code	mm	box
32520020	20	10
32520025	25	10
32520032	32	10
32520040	40	10
32520050	50	10
32520063	63	10
32520075	75	10
32520090	90	10
32520110	110	10

WRENCH



Model	Specifications	Packing
Code	mm	box
42554063	32-63	60A
42557512	75-125	35H

TEFLON



Model	Specifications	Packing
Code	mm x inch	box
40070001	12x10x0,076	1200
40070002	19x15x0,20	250

O-RING for PN10-PN16



Model	Specifications	Packing
Code	mm	box
32430020	20	10
32430025	25	10
32430032	32	10
32430040	40	10
32430050	50	10
32430063	63	10
32430075	75	10
32430090	90	10
32430110	110	10



MALE CONNECTION



Model	Specifications	Packing
Code	mm x inch	box
32510161	16x1/2"	850H
32510162	16x3/4"	800H
32510163	16x1"	550H
32510201	20x1/2"	800H
32510202	20x3/4"	750H
32510203	20x1"	500H
32510252	25x3/4"	450H
32510253	25x1"	400H
32510322	32x3/4"	250H
32510323	32x1"	200H
32510324	32x1 ^{1/4} "	200H

QUICK COUPLING



Model	Specifications	Packing
Code	mm	box
32611616	16x16	500H
32612016	20x16	450H
32612020	20x20	450H
32612516	25x16	300H
32612520	25x20	300H
32612525	25x25	250H
32613220	32x20	200H
32613225	32x25	200H
32613232	32x32	150H

TEE CONNECTION MALE THREADED



Model	Specifications	Packing
Code	mm x inch x mm	box
32810161	16x1/2"x16	300H
32810162	16x3/4"x16	300H
32810163	16x1"x16	250H
32810201	20x1/2"x20	300H
32810202	20x3/4"x20	300H
32810203	20x1"x20	250H
32810251	25x1/2"x25	200H
32810252	25x3/4"x25	200H
32810253	25x1"x25	200H
32810321	32x1/2"x32	100H
32810322	32x3/4"x32	100H
32810323	32x1"x32	100H
32810324	32x1 ^{1/4} "x32	50E

FEMALE CONNECTION



Model	Specifications	Packing
Code	mm x inch	box
32500161	16x1/2"	700H
32500162	16x3/4"	600H
32500201	20x1/2"	700H
32500202	20x3/4"	550H
32500251	25x1/2"	450H
32500252	25x3/4"	400H
32500253	25x1"	350H

TERMINAL



Model	Specifications	Packing
Code	mm	box
32710016	16	1000H
32710020	20	900H
32710025	25	500H
32710032	32	250H

TEE QUICK COUPLING



Model	Specifications	Packing
Code	mm	box
32911616	16x16x16	250H
32911620	16x20x16	200H
32912016	20x16x20	250H
32912020	20x20x20	200H
32912025	20x25x20	200H
32912516	25x16x25	200H
32912520	25x20x25	150H
32912525	25x25x25	150H
32913220	32x20x32	100H
32913225	32x25x32	100H
32913232	32x32x32	80H

TEE CONNECTION FEMALE THREADED



Model	Specifications	Packing
Code	mm x inch x mm	box
32850161	16x1/2"x16	300H
32850162	16x3/4"x16	250H
32850163	16x1"x16"	250H
32850201	20x1/2"x20"	300H
32850202	20x3/4"x20	250H
32850203	20x1"x20	250H
32850251	25x1/2"x25	200H
32850252	25x3/4"x25	200H
32850253	25x1"x25	200H
32850322	32x3/4"x32	100H
32850323	32x1"x32	100H

ELBOW QUICK COUPLING



Model	Specifications	Packing
Code	mm x inch	box
33001616	16x16	400H
33002020	20x20	400H
33002520	25x20	250H
33002525	25x25	200H
33003225	32x25	150H
33003232	32x32	100E

ELBOW FEMALE THREADED



Model	Specifications	Packing
Code	mm	box
32960161	16x1/2"	550H
32960162	16x3/4"	450H
32960163	16x1"	350H
32960201	20x1/2"	450H
32960202	20x3/4"	450H
32960203	20x1"	400H
32960251	25x1/2"	400H
32960252	25x3/4"	300H
32960253	25x1"	250H
32960322	32x3/4"	200H
32960323	32x1"	150H

ELBOW MALE THREADED



Model	Specifications	Packing
Code	mm x inch	box
32940161	16x1/2"	700H
32940162	16x3/4"	500H
32940201	20x1/2"	650H
32940202	20x3/4"	500H
32940203	20x1"	400H
32940251	25x1/2"	450H
32940252	25x3/4"	400H
32940253	25x1"	350H
32940321	32x1/2"	200H
32940322	32x3/4"	200H
32940323	32x1"	200H
32940324	32x1 ^{1/4} "	150H

GRIP RING



Model	Specifications	Packing
Code	mm	box
32310016	16 - Green	4500H
32310020	20 - Blue	4000H
32310025	25 - Red	2000H
32310032	32 - Black	1200H

COUPLING NUT



Model	Specifications	Packing
Code	mm	box
32410162	16	1500H
32410202	20	1500H
32413202	20*	1500H
32410253	25	800H
32410324	32	400H

* Dripline



NIPPLE



Model	Specifications	Packing
Code	inch	box
33010101	1/2"x1/2"	2500H
33010202	3/4"x3/4"	1400H
33010303	1"x1"	700H
33010404	1 1/4"x1 1/4"	300H
33010505	1 1/2"x1 1/2"	300H
33010606	2"x2"	170H
43010707	2 1/2"x2 1/2"	100H
43010808	3"x3"	84H
43010909	4"x4"	30H

SOCKET



Model	Specifications	Packing
Code	inch	box
33510101	1/2"x1/2"	1500H
33510202	3/4"x3/4"	800H
33510303	1"x1"	600H
33510404	1 1/4"x1 1/4"	180H
33510505	1 1/2"x1 1/2"	170H
33510606	2"x2"	110H
43510707*	2 1/2"x2 1/2"	90H
43510808*	3"x3"	60H
43510909*	4"x4"	32H

* With Reinforcing ring

TEE THREADED MALE



Model	Specifications	Packing
Code	inch	box
33110111	1/2"x1/2"x1/2"	1100H
33110212	3/4"x1/2"x3/4"	600H
33110222	3/4"x3/4"x3/4"	600H
33110232	3/4"x1"x3/4"	500H
33110313	1"x1/2"x1"	400H
33110323	1"x3/4"x1"	400H
33110333	1"x1"x1"	400H
33110414	1 1/4"x1/2"x1 1/4"	200H
33110424	1 1/4"x3/4"x1 1/4"	200H
33110434	1 1/4"x1"x1 1/4"	200H
33110444	1 1/4"x1 1/4"x1 1/4"	150H
33110555	1 1/2"x1 1/2"x1 1/2"	100H
33110666	2"x2"x2"	55H

TANK ADAPTOR (with single elastomeric ring)



Model	Specifications	Packing
Code	inch	box
31601001	1/2"	900H
31601002	3/4"	750H
31601003	1"	450H
31601005	1 1/2"	180H
31601006	2"	120H

REDUCING NIPPLE



Model	Specifications	Packing
Code	inch	box
33020201	3/4"x1/2"	1800H
33020301	1"x1/2"	1000H
33020302	1"x3/4"	900H
33020402	1 1/4"x3/4"	400H
33020403	1 1/4"x1"	400H
33020405	1 1/2"x1 1/4"	300H
33020503	1 1/2"x1"	350H
33020506	2"x1 1/2"	200H
43020706	2 1/2"x2"	100H
43020708	3"x2 1/2"	90H
43020809	4"x3"	48H

REDUCING SOCKET



Model	Specifications	Packing
Code	mm	box
33520001	3/8"x1/2"	2000H
33520002	3/8"x3/4"	1700H
33520201	3/4"x1/2"	1000H
33520301	1"x1/2"	800H
33520302	1"x3/4"	600H
43520403	1 1/4"x1"	280H
33520504	1 1/2"x1 1/4"	180H
33520604	2"x1 1/4"	140H
33520605	2"x1 1/2"	130H
43520706*	2 1/2"x2"	80H
43520807*	3"x2 1/2"	60H
43520908*	4"x3"	32H

* With Reinforcing ring

TEE THREADED (Male-Female-Male)



Model	Specifications	Packing
Code	inch	box
33120212	3/4"x1/2"x3/4"	500H
33120222	3/4"x3/4"x3/4"	500H
33120232	3/4"x1"x3/4"	400H
33120313	1"x1/2"x1"	400H
33120323	1"x3/4"x1"	400H
33120333	1"x1"x1"	300H
33120424	1 1/4"x3/4"x1 1/4"	200H
33120434	1 1/4"x1"x1 1/4"	200H

BODY TEE FEMALE



Model	Specifications	Packing
Code	inch	box
36110111	1/2"x1/2"x1/2"	300A
36110222	3/4"x3/4"x3/4"	180A
36110333	1"x1"x1"	120A
44110444	1 1/4"x1 1/4"x1 1/4"	130H
44110555	1 1/2"x1 1/2"x1 1/2"	90H
44110666	2"x2"x2"	44H
44110777*	2 1/2"x2 1/2"x2 1/2"	24H
44110888*	3"x3"x3"	16H

* With Reinforcing ring

ELBOW THREADED M-M



Model	Specifications	Packing
Code	inch	box
33100101	1/2"x1/2"	1600H
33100202	3/4"x3/4"	900H
33100303	1"x1"	500H
33100404	1 1/4"x1 1/4"	250H
33100505	1 1/2"x1 1/2"	150H
33100606	2"x2"	80H

ELBOW THREADED M-F



Model	Specifications	Packing
Code	inch	box
33080101	1/2"X1/2"	1200H
33080201	3/4"X1/2"	900H
33080202	3/4"x3/4"	700H
33080203	3/4"x1"	500H
33080301	1"x1/2"	700H
33080302	1"x3/4"	500H
33080303	1"x1"	400H
33080403	1 1/4"x1"	300H

REDUCER MALE-FEMALE



Model	Specifications	Packing
Code	inch	box
33550001	1/2"x1/4"	4000H
33550100	1/2"x3/8"	3500H
33550102	1/2"x3/4"	1100H
33550103	1/2"x1"	800H
33550201	3/4"x1/2"	1400H
33550202	3/4"x3/4"	900H
33550203	3/4"x1"	800H
33550301	1"x1/2"	1100H
33550302	1"x3/4"	800H
43550403	1 1/4"x1"	650H
33550405	1 1/4"x1 1/2"	200H
33550504	1 1/2"x1 1/4"	200H
33550506	1 1/2"x2"	160H
33550604	2"x1 1/4"	170H
33550605	2"x1 1/2"	170H
43550706	2 1/2"x2"	200H
43550807	3"x2 1/2"	140H
43550908	4"x3"	60H

REDUCING ELBOW THREADED M-M



Model	Specifications	Packing
Code	inch	box
33090201	3/4"x1/2"	1200H
33090301	1"x1/2"	900H
33090302	1"x3/4"	700H
33090401	1 1/4"x1/2"	400H
33090402	1 1/4"x3/4"	400H
33090403	1 1/4"x1"	300H
33090506	1 1/2"x2"	120H

BODY ELBOW FE- MALE



Model	Specifications	Packing
Code	mm	box
36100101	1/2"x1/2"	500A
36100202	3/4"x3/4"	300A
36100303	1"x1"	200A
44100404	1 1/4"x1 1/4"	200H
44100505	1 1/2"x1 1/2"	120H
44100606	2"x2"	60H
44100707*	2 1/2"x2 1/2"	45H
44100808*	3"x3"	25H

* With Reinforcing ring

MALE PLUG



Model	Specifications	Packing
Code	inch	box
33310001	1/2"	4000H
33310002	3/4"	2500H
33310003	1"	1300H
33310004	1 1/4"	600H
33310005	1 1/2"	550H
33310006	2"	300H
43310007	2 1/2"	210H
43310008	3"	120H
43310009	4"	54H

FEMALE PLUG



Model	Specifications	Packing
Code	inch	box
Without O-RING		
33610001	1/2"	4500H
33610002	3/4"	2700H
33610003	1"	1400H
33611004	1 1/4"	900H
33611005	1 1/2"	600H
33611006	2"	350H
33611008	3"	100H
With O-RING		
33612002	3/4"	2700H
33612003	1"	1400H
33612004	1 1/4"	900H
33610005	1 1/2"	700H
33610006	2"	400H
33610008	3"	100H





LAYFLAT FITTINGS

MALE ADAPTOR FEMALE THREAD



Model	Specifications	Packing
Code	clamp x thread	box
48020003	1"x1"	
48020004	1 ¹ / ₄ " x 1 ¹ / ₄ "	
48020005	1 ¹ / ₂ " x 1 ¹ / ₂ "	
48020006	2" x 2"	
48020007	3" x 2 ¹ / ₂ "	
48020008	3" x 3"	

MALE ADAPTOR HOSE FITTING



Model	Specifications	Packing
Code	clamp x hose	box
48060038	1 ¹ / ₂ " x 38	
48060050	2" x 50	
48060063	3" x 60	
48060075	3" x 75	

FEMALE COUPLER MALE THREAD



Model	Specifications	Packing
Code	clamp x thread	box
48050003	1"x1"	
48050004	1 ¹ / ₄ " x 1 ¹ / ₄ "	
48050005	1 ¹ / ₂ " x 1 ¹ / ₂ "	
48050006	2" x 2"	
48050007	3" x 2 ¹ / ₂ "	
48050008	3" x 3"	

TERMINAL FOR FEMALE COUPLER



Model	Specifications	Packing
Code	clamp x thread	box
48090003	1"	
48090004	1 ¹ / ₄ "	
48090005	1 ¹ / ₂ "	
48090006	2"	
48090008	3"	

COUPLING FOR LAYFLAT



Model	Specifications	Packing
Code	inch	box
48100006	2"	52H
48100007	2 ¹ / ₂ "	37H
48100008	3"	18H
48100009	4"	11H

LAYFLAT STARTER



Model	Specifications	Packing
Code	inch	box
35100000	female-3/8"	2500H
35100001	female-1/2"	1600H
35100002	female-3/4"	1300H

Offtake from Layflat with 13mm layflat punch

OFFTAKE LAYFLAT



Model	Specifications	Packing
Code	mm	box
31390017	Tape-17	1300H

Offtake from Layflat with 18mm layflat punch

MALE ADAPTOR MALE THREADED



Model	Specifications	Packing
Code	clamp x thread	box
48040003	1"x1"	
48040004	1 ¹ / ₄ " x 1 ¹ / ₄ "	
48040005	1 ¹ / ₂ " x 1 ¹ / ₂ "	
48040006	2" x 2"	
48040007	3" x 2 ¹ / ₂ "	
48040008	3" x 3"	

FEMALE COUPLER FEMALE THREAD



Model	Specifications	Packing
Code	clamp x thread	box
48030003	1"x1"	
48030004	1 ¹ / ₄ " x 1 ¹ / ₄ "	
48030005	1 ¹ / ₂ " x 1 ¹ / ₂ "	
48030006	2" x 2"	
48030007	3" x 2 ¹ / ₂ "	
48030008	3" x 3"	

FEMALE COUPLER HOSE FITTING



Model	Specifications	Packing
Code	clamp x hose	box
48070038	1 ¹ / ₂ " x 38	
48070050	2" x 50	
48070063	3" x 63	
48070075	3" x 75	

MALE ADAPTOR FOR LAYFLAT



Model	Specifications	Packing
Code	clamp x thread	box
48120606	2" x 2"	65A
48120706	2 ¹ / ₂ " x 2"	45A
48120707	2 ¹ / ₂ " x 2 ¹ / ₂ "	38A
48120807	3" x 2 ¹ / ₂ "	27A
48120808	3" x 3"	27A
48120908	4" x 3"	14A

COUPLING FOR LAYFLAT

(with male offtake 1")



Model	Specifications	Packing
Code	clamp x thread	box
48110838	3" x 1" x 3"	70H

LAYFLAT STARTER (for safety nozzle)



Model	Specifications	Packing
Code	mm	box
35100008	female-8mm	2500H

Offtake from Layflat with 13mm layflat punch | Connected with safety nozzle 8x12 code 30471812

LAYFLAT FITTINGS

METALLIC CLAMP CLIP



Model	Specifications		Packing
Code	inches	mm	box
41324751		47-51	200A
41325155	1 ^{3/4} "	51-55	200A
41325559	2"	55-59	200A
41325963		59-63	150A
41326368	2 ^{1/4} "	63-68	130A
41326873	2 ^{1/2} "	68-73	130A
41327379	2 ^{3/4} "	73-79	120A
41327985	3"	79-85	120A
41328691	3 ^{1/4} "	86-91	100A
41329197	3 ^{1/2} "	91-97	90A
41329704	3 ^{3/4} "	97-104	80A
41321011	4"	104-112	80A
41321112	4 ^{1/4} "	112-121	60A
41321213	4 ^{1/2} "	121-130	60A
41321314	5"	130-140	40A
41321516	6"	150-165	40A
41321819	6"	180-195	35A
41322123	8"	210-230	30A

LAYFLAT PUNCH



Model	Specifications	Packing
Code	mm	box
40040013	13mm	100
40040018	18mm	100



CHECK VALVE for microsprinklers



Model	Open-close	Inlet-outlet
Code	Atm	color mm
30340606	1,8-1,0	Blue 6 Female
30340007	1,8-1,0	Blue 7 On line indented
30350606	0,6-0,4	Red 6 Female

Quantity 4000 pcs per box type A

WEIGHT for microtube Ø6—Ø7



Model	Specifications	Packing
Code	weight color	Pcs/box
30520000	40gr white	500A

FEMALE SUPPORT BASE 3/8"



Model	Specifications	Packing
Code	Inch Microtube	Pcs/box
30481200	3/8" PVC 12mm	2000E
30480012	3/8" PVC 12mm	3000H

Suitable for spike or metallic rod $\Phi 8$
For sprinklers with male thread 3/8"

SPIKE



Model	Specifications	Packing
Code	mm Color	Pcs/box
Length Medium 40 cm		
30510840	8 Black	500H
30511840	8 Red	500H
Length Large 50 cm		
30510850	8 Black	200H
30511250	12 Black	150H

INDENTED PLUG



Model	Specifications	Packing
Code	mm Color	Pcs/box
30591004	4 Blue	50000H
30591006	6 Red	30000H
30591008	8 Grey	20000H
30591010	10 Black	10000H

FLOW CONTROLLER for microsprinklers



Model	Specifications	Packing
Code	lph color	Pcs/box
30150050	50 Orange	6000A
30150070	70 Black	6000A
30150090	90 Green	6000A
30150105	105 Blue	6000A
30150140	140 Pink	6000A
30150200	200 Yellow	6000A

Pressure compensating range 2.0 - 5.0 atm

WEIGHT for microtube Ø7 complete



Model	Specifications	Packing
Code	Length $\varnothing 7$ (cm)	Pcs/box
30500015	15	350A
30500030	30	300A
30500040	40	200A
30500060	60	400H
30500100	100	300H

SAFETY FEMALE BASE 1/2"



Model	Specifications	Packing
Code	Inch Microtube	Pcs/box
30481201	1/2" PVC & PE 12mm	1200H

Suitable for spike or metallic rod $\Phi 8$
For sprinklers with male thread 1/2"

ADAPTOR




Model	Specifications	Packing
Code	mm Color	Pcs/box
30540006	6 Black	20000H
30541006	6 Red	20000H
30541008	8 Grey	10000H


ADAPTOR PLUG




Model	Specifications	Packing
Code	mm Color	Pcs/box
30581006	6 Red	45000H
30581008	8 Grey	30000H




Nozzle	Model	Specifications	Packing
--------	-------	----------------	---------

	Code	mm	Pcs/box
	30550007	7	25000E


MALE COUPLING	Model	Specifications	Packing
---------------	-------	----------------	---------

	Code	mm	Pcs/box
	30620606	6 X 6	30000H


REDUCING INDENTED COUPLING	Model	Specifications	Packing
----------------------------	-------	----------------	---------

	Code	mm	Pcs/box
	31010712	7 X 12	10000E


MINI ELBOW INDENTED	Model	Specifications	Packing
---------------------	-------	----------------	---------

	Code	mm	Pcs/box
	31170404	4 x 4	40000E
	Code	mm	Pcs/box
	31170606	6 x 6	30000H


MINI TEE INDENTED	Model	Specifications	Packing
-------------------	-------	----------------	---------

	Code	mm	Pcs/box
	31150444	4 x 4 x 4	30000E
	Code	mm	Pcs/box
	31150666	6 x 6 x 6	20000H


FEMALE TEE	Model	Specifications	Packing
------------	-------	----------------	---------

	Code	mm	Pcs/box
	30680666	6 x 6 x 6	15000H


MALE NOZZLE	Model	Specifications	Packing
-------------	-------	----------------	---------

	Code	mm	Pcs/box
	30560606	6 x 6 PVC	20000E
	Code	mm	Pcs/box
	30560612	6 x 12 PE	10000H


SAFETY NOZZLE	Model	Specifications	Packing
---------------	-------	----------------	---------

	Code	mm	Pcs/box
	30471812	8 x 12 Grey	2700A


INDENTED COUPLING	Model	Specifications	Packing
-------------------	-------	----------------	---------

	Code	mm	Pcs/box
	31010505	5 x 5	40000H
	Code	mm	Pcs/box
	31010606	6 x 6	30000H
	Code	mm	Pcs/box
	31010707	7 x 7	25000E


FEMALE COUPLING	Model	Specifications	Packing
-----------------	-------	----------------	---------

	Code	mm	Pcs/box
	30610606	6 x 6	20000H


SNAP FIT	Model	Specifications	Packing
----------	-------	----------------	---------

	Code	mm	Pcs/box
	30660004	4	40000E
	Code	mm	Pcs/box
	30660005	5	40000H
	Code	mm	Pcs/box
	30660006	6	30000H


DH SNAP FIT for distribution manifold	Model	Specifications	Packing
---------------------------------------	-------	----------------	---------

	Code	mm	Pcs/box
	31270003	7 x 12	30000H


TEE SNAP FIT	Model	Specifications	Packing
--------------	-------	----------------	---------

	Code	mm	Pcs/box
	31160404	4 x 4 x 4	20000E


CROSS	Model	Specifications	Packing
-------	-------	----------------	---------


	Code	mm	Pcs/box
	34126666	6 x 6 x 6	20000H


FEMALE NOZZLE	Model	Specifications	Packing
---------------	-------	----------------	---------


	Code	mm	Pcs/box
	30570612	6 x 12 PE	20000H


FEMALE TEE NOZZLE	Model	Specifications	Packing
-------------------	-------	----------------	---------


	Code	mm	Pcs/box
	30400620	6- 6 x 20 PE	3500H


JOINT	Model	Specifications	Packing
	Code	mm	Pcs/box
	30530008	8	5000A


REDUCER male-female	Model	Specifications	Packing
	Code	mm	Pcs/box
	33550001	1/2" x 1/4"	4000H


SUPPORTING HOOK	Model	Specifications	Packing
	Code	mm	Pcs/box
	31100016	16	6000H
	31100020	20	5000H
	31100025	25	3200H


SPECIAL SUPPORTING HOOK	Model	Specifications	Packing
	Code	mm	Pcs/box
	31110020	8X20	4000H
	31110025	8X25	3000H
For use with microsprinklers			

MINI VALVE for microsprinklers	Model	Specifications	Packing
	Code	mm	Pcs/box
	30630606	6 x 6	6000A

GROUND HOOK	Model	Specifications	Packing
	Code	mm	Pcs/box
	31121620	16-20	800H
For PE pipes 16 & 20mm Length 14.5cm			

GROUND HOOK SUPER	Model	Specifications	Packing
	Code	mm	Pcs/box
	31120030	16-20	300A
For PE pipes 16 & 20mm. Length 30,0cm. Application with microtube 5mm for underground irrigation			

SUPER SUPPORTING HOOK	Model	Specifications	Packing
	Code	mm	Pcs/box
	32240016	16	1300H
	32240020	20	1000H
Length 15.0cm			

SPIKE SUPPORTING	Model	Specifications	Packing
	Code	mm	Pcs/box
	30640037	3-4-5-6-7	4000H
Spike length 14.7cm			



SPECIAL PUNCH



Snap-fit installation



Pal-mini installation
Ergonomic grip | Special formation for insulation of Pal-mini Sprayer & snap-fit 4mm, 5mm, 6mm

Model	Specifications	Packing
Code	mm	Color
30681002	2	Grey
30681003	3	Green
30681004	4	Blue
30681006	6	Red
30681008	8	Brown

SCISSOR PUNCH



Model	Specifications	Packing
Code	mm	Pcs/box
40691603	3	100
40691604	4	100
40692503	3	100
40692504	4	100

LAYFLAT PUNCH



Model	Specifications	Packing
Code	mm	Pcs/box
40040013	13	100
40040018	18	100

PUNCH



Model	Specifications	Packing
Code	mm	Color
30680002	2	Grey
30680003	3	Green
30680004	4	Blue
30680006	6	Red
30680008	8	Brown
30680010	10	Yellow

EX-P PUNCH WITH EXTRACTOR



Model	Specifications	Packing
Code	mm	Pcs/box
40698004	4	
40698006	6	
40698008	8	
40698010	10	

INSERTION TOOL



Model	Specifications	Packing
Code	mm	Pcs/box
40660704	3	100A

For inserting connectors to $\Phi 7$ pipes

MULTI-FUNCTIONAL TOOL



Model	Specifications	Packing
Code	mm	Pcs/box
40650000		100

Punch 3mm & 4mm / Cutter - up to 20mm / Inserter



VALVE BOXES

PP VALVE BOX CYLINDRICAL



Model	Specifications	Packing
Code	inch	Pcs/box
32120006	6"	600
32120010	10"	120

Also available with gray cover - upon request | Easily stackable for minimizing storage space & transport expenses

PP VALVE BOX RECTANGULAR



Model	Specifications	Packing
Code	inch	Pcs/box
32120012	12"	60
32120014	14" Jumbo	40

Also available with gray cover - upon request | The cap of the Rectangular Boxes may accommodate lock for extra security

SWIVEL FITTINGS

VALVE QUICK COUPLING



Model	Specifications	Packing
Code	inch	Pcs/box
40140002	3/4"	60A
40140003	1"	60A

VALVE KEY QUICK COUPLING



Model	Specifications	Packing
Code	inch	Pcs/box
40150002	3/4"	120A

MULTI RISER



Model	Specifications	Packing
Code	inch	Pcs/box
33030101	1/2"x1/2"	300A
33030102	1/2"x3/4"	250A

COLLECTEUR



Model	Specifications	Packing
Code	inch	Pcs/box
40080003	1"x1"x1"	250

Connection Female-Male



Model	Specifications	Packing
Code	inch	Pcs/box
32150202	3/4"x3/4"	1200H
32150303	1"x1"	600H

CONNECTION Female-Female



Model	Specifications	Packing
Code	inch	Pcs/box
32140303	1"x1"	400H

QUICK COUPLING Female



Model	Specifications	Packing
Code	inch	Pcs/box
32160216	3/4"x16	700H
32160220	3/4"x20	700H
32160325	1"x25	350H

INDENTED



Model	Specifications	Packing
Code	inch	Pcs/box
32130162	16x3/4"	1600H
32130202	20x3/4"	1400H

ELBOW COUPLING Female-Female



Model	Specifications	Packing
Code	inch	Pcs/box
32170303	1"x1"	300H

ELBOW COUPLING Male-Female



Model	Specifications	Packing
Code	inch	Pcs/box
32180303	1"x1"	400H

**TEE COUPLING
MxMxF**



Model	Specifications	Packing
Code	inch	Pcs/box
32210333	1"x1"x1"	300H

**TEE COUPLING
FxFxF**



Model	Specifications	Packing
Code	inch	Pcs/box
32190333	1"x1"x1"	250H

**MANIFOLD
(PP)**



Model	Specifications	Packing
Code	inch	outlets
32342033	1"x1"	2
32343033	1"x1'	3
32344033	1"x1"	4
		Pcs/box
		60A
		50E
		30A

**MANIFOLD
(PP)**



Model	Specifications	Packing
Code	inch	outlets
42252033	1"x1"	2
42253033	1"x1'	3
42254033	1"x1"	4
		Pcs/box
		60
		50
		40

**TEE COUPLING
MxFxF**



Model	Specifications	Packing
Code	inch	Pcs/box
32200333	1"x1"x1"	250H

**CROSS
MxFxFxF**



Model	Specifications	Packing
Code	inch	Pcs/box
32223333	1"x1"x1"x1"	200H

**CROSS
FxFxFxF**



Model	Specifications	Packing
Code	inch	Pcs/box
32233333	1"x1"x1"x1"	160H



GEOPAL PE 100 GREENHOUSE HEATING TUBE (Corrugated)



Model	External Diameter	Packing
code	mm	m / roll
35380025	25	100
35380028	28	100

TECHNICAL CHARACTERISTICS

Ext. dia	25 mm	28 mm
Nominal working pressure	2,5 Atm	2,5 Atm
Max. working temperature	70°C	70°C
Beneficial area (per meter)	0,11674 m ²	0,13447 m ²
Wall thickness	1,00 mm	1,00 mm
Packing (roll)	100 m	100 m
Weight	116 gr/m	123 gr/m
Color	Black	Black

GENERAL

Heating greenhouses with hot water through plastic spiral pipes placed above ground and near plant rows significantly surpass other common heating systems. Heating is diffused throughout the greenhouse via radiation warming the roots and the upper plant offering pre-maturing and production increase through winter of up to 50%.

CARACTERISTICS

GEOPAL pipe is manufactured from raw random polyethylene (PE-100) for implementation in greenhouse heating and hot water applications at low pressure networks. The "wave-like" configuration of the pipe offers larger thermal surface compared to other pipes of the same dimension, while it allows small bending curves.


GEOPAL pipe is very reliable in environments where there are thorny plants or insects that can penetrate pipes with thin walls, while presents resistance to the erosion and disformation from fertilizers, chemicals and the acidic soil composition

ADVANTAGES

Using **GEOPAL** pipe for greenhouse heating we succeed in :

- Adjusting the heat where it is needed.
- Increasing crop production during winter.
- Heating is achieved with low temperatures of water.
- Saving energy up to 50% compared to other heating methods.
- Pre-maturing of production.

INDICATIVE PLACEMENT OF GEOPAL PIPE



MALE CONNECTION



Model	Specifications	Packing
Code	mm x inch	box
36800252	25 x 3/4"	350H
36800282	28 x 3/4"	300H

QUICK COUPLING



Model	Specifications	Packing
Code	mm	box
36812525	25 x 25	250H
36812828	25 x 25	200H

SPACER FOR GEOPAL



Model	Specifications	Packing
Code	mm	box
36850028	28 x 28	900E

For uniformity of heat distribution and optimization of the system performance

GREENHOUSE CLIP



Model	Specifications	Packing
Code	inch x mm	box
31204181	1/2" x 15	400H
31190182	3/4" x 3,9	1600H
31204182	3/4" x 15	300H
31204183	1" x 15	200H

Recommended to use plastic hammer or hot water for easy and proper installation

TOMATO PLANT CLIP



Model	Specifications	Packing
Code		box
41140000		4000E

PEPPER CLIP



Model	Specifications	Packing
Code	mm	box
41130000		4500A

WEIGHT for MICROTUBE Ø6-Ø7



Model	Specifications	Packing
Code	weight	box
30520000	40 gr	500A

HOOK FOR PLANTS



Model	Specifications	Packing
Code	mm	box
13980000		500

WEIGHT with MICROTUBE Ø7 complete



Model	Specifications	Packing
Code	weight	box
30500015	15	350A
30500030	30	300A
30500040	40	200A
30500060	60	400H
30500100	100	

PAL MIST FOGGER



Model	Specifications	Packing
code	nozzle inlet (mm)	box
30331006	1x6.2lph Female-6	2000A
30331007	1x6.2lph Online indented-7	2000A
30334006	4x6.2lph Female-6	500A
30334007	4x6.2lph Online indented-7	500A
30335006	5x6.2lph Female-6	500E
30335007	5x6.2lph Online indented-7	500A
30330006	Spare nozzle Female-6	2000A

With check valve: Open at 1.7Atm | Close at 1.0Atm