


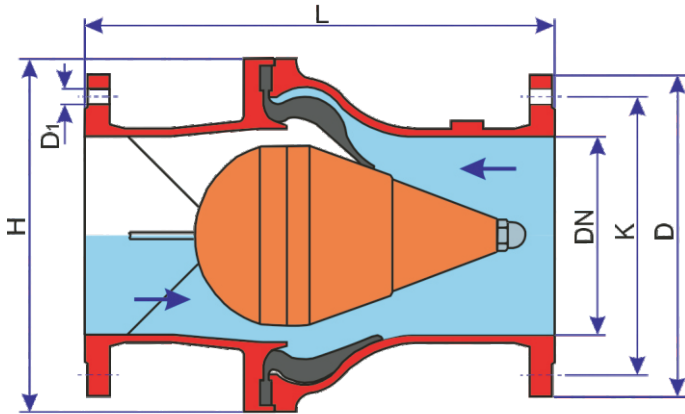
EVDOS S.A

EVDOS MECHANICAL CONSTRUCTIONS S.A

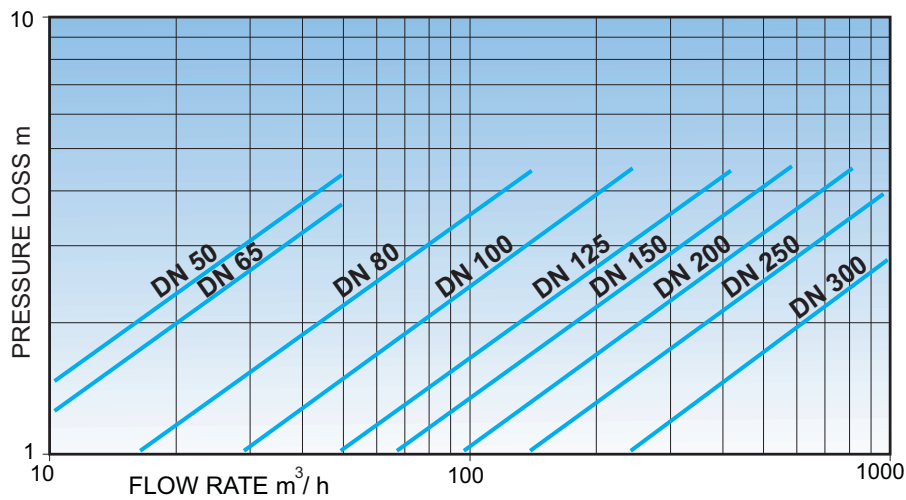


MEMBRANE CHECK VALVE

Check valve membrane type secures tightness for big working duration , closes quietly and avoids water hammer. Valve closes easily by a membrane with special form and composition.



DESCRIPTION	MATERIAL
BODY	Ductile iron GGG 40
CONE	Ductile iron GGG 40
MEMBRANE	EPDM/NBR
BOLTS-NUTS	Steel zink plated



DIMENSIONS & WEIGHTS

DN	50	65	80	100	125	150	200	250	300
L	200	240	260	300	350	400	500	600	700
D PN10	165	185	200	220	250	285	340	395	445
D PN16	165	185	200	220	250	285	340	405	445
K PN10	125	145	160	180	210	240	295	350	400
K PN16	125	145	160	180	210	240	295	355	410
H	175	175	220	220	292	292	374	446	550
D1*n PN10	18*4	18*4	18*8	18*8	18*8	22*8	22*8	22*12	22*12
D1*n PN16	18*4	18*4	18*8	18*8	18*8	22*8	22*12	25*12	25*12
WEIGHT Kg	14	16	25	29	50	54	88	135	240

DESCRIPTION

NORMES

Flanges	EN 1563 / EN 1092-1 / DIN 3202
Dimensions	DN 50 - 300
Temperature	70°C
Pressure max.	PN 10-16-25
Coating	Powder/Poudre epoxy 250 microns DIN 30677
Testing	EN 1074-3